


BROEN BALLOMAX® TRUNNION MOUNTED & API 6D BALL VALVES





Who we are

Founded in 1948 in Denmark, BROEN today is a global valve manufacturing group of companies. For more than 75 years, BROEN has been the leader in the development and production of valve technology for water, air and gas. Our goal is to build long-lasting and trust-based partnerships with our valued Customers, through the local presence of our companies and our capillary sales and service network.

BROEN employs more than 500 employees in five manufacturing facilities worldwide. ISO 9001 certified since 2001, BROEN is committed to ensuring our Customers receive high-quality products that exceed expectations.

BROEN has a strong focus on innovation, continuously improving our product range to offer state-of-the-art solutions and technologies, including BROEN BALLOMAX®, the industries' best ball valves for natural gas service.

THE BROEN BALLOMAX® VALVES

Large and small, high or low pressure, BROEN always has the valve you need.



FLOATING BALL VALVES



TRUNNION AND
API-6D MONOGRAMMED
BALL VALVES



POLYETHYLENE (PE)
VALVES

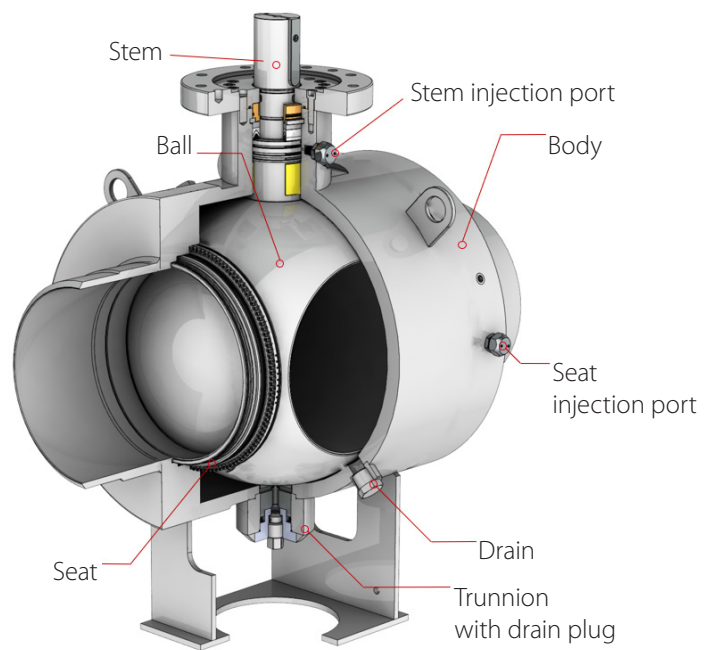


Trunnion mounted and API 6D ball valves definitions

Compared to floating ball valves, trunnion mounted ball valves feature an additional support for the ball from the bottom. This support is called trunnion.

The trunnion absorbs any pressure from the flow and keeps the ball constantly in the same position. The sealing is provided by spring-loaded seats. This design reduces the stress on the ball and seats of the valve and makes the sealing performance more stable and consistent, independently from the flow pressure.

Trunnion mounted ball valves are ideal in high-pressure services, while allowing for low operating torque requirements.



API 6D and its Monogram

API 6D is the globally recognized specification that defines the requirements for the design, manufacturing, assembly, testing, and documentation of ball valves and other types of valves for application in pipeline and piping systems for the petroleum and natural gas industries.

The API Monogram Program identifies the finest organizations in the world that have demonstrated their ability to manufacture new equipment that conforms to API product specifications. The API approval also requires a Quality Management System that is compliant with API Spec Q1. A thorough audit by API is periodically required to maintain the Monogram.

We are pleased to announce that for decades BROEN has maintained the API 6D Monogram (6D-0378).



Definitions

Body options

The BROEN BALLOMAX® API 6D monogrammed valves can be made with two body options:

- All welded body. This design eliminates any leak paths. It is the preferred option for valves for buried service.
- Three-piece bolted body. Valves with this configuration allow for repair, when cost-effective.



All welded body valve



Bolted body valve

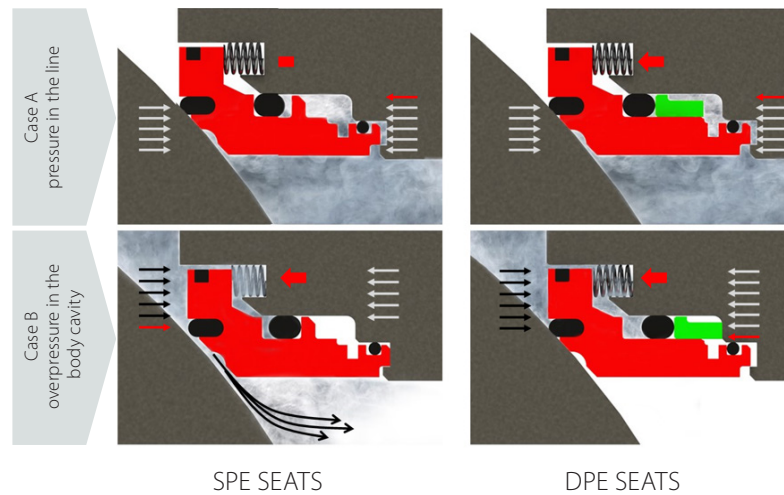
Seat options

BROEN BALLOMAX® API 6D monogrammed valves come with two seat options. They have different features based on how the seat reacts to an over-pressure within the body cavity (i.e. inside the valve):

Self-relieving seat (Single Piston Effect seat, SPE):

The seat releases any over-pressure in the body cavity to the side of lower pressure, granting no excessive pressure within body cavity.

Double Piston Effect seat (DPE): any pressure is contained within the body cavity. An external relief device is recommended to avoid excessive pressure within the body cavity.



SPE SEATS

DPE SEATS

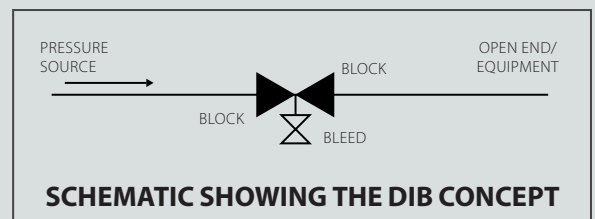
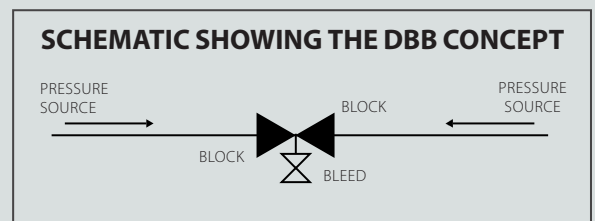
Double Block and Bleed (DBB)

The DBB feature of the valve is the ability to segregate two pressure sources and to bleed/vent pressure in the void between the two sealing elements (blocks). All BROEN BALLOMAX® trunnion mounted valves ensure DBB feature.

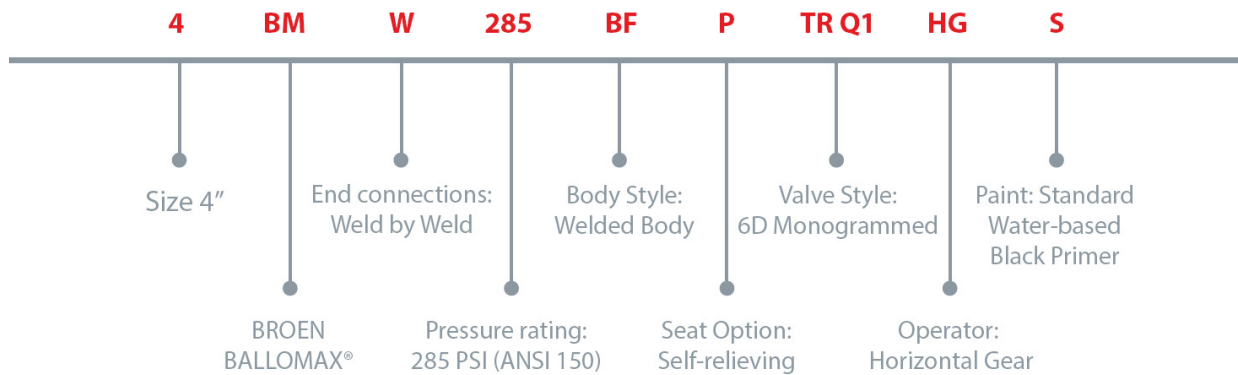
Double Isolation and Bleed (DIB)

The DIB feature of the valve is the ability to provide two sealing elements to a single pressure source and to bleed/vent between the two sealing elements.

The BROEN BALLOMAX® API 6D Monogrammed valves with DPE seats ensure DIB feature.



Catalog Numbering System



1. Size [inch]
2. BM: BROEN BALLOMAX®
3. End Configuration
W: weld end by weld end
F: flange end by flange end
WF: weld by flange
SW: socket weld by socket weld
4. Pressure rating [PSI]
285 (CLASS 150)
740 (CLASS 300)
1480 (CLASS 600)
5. Body Style
BF: welded body
BB: bolted body
6. Seat Option
P: self-relieving/single piston effect
D: double piston effect
7. Valve Style
TR SB: STD trunnion
TR Q1: API 6D Monogrammed
TR Q2: API 6D with NACE trim
8. Operator
00: bare stem
01: lever
HG: horizontal gear
VG: vertical gear
AC: actuator (to be defined)
14: 2" square nut
HW: handwheel
9. Paint
S: standard water-based black primer
3M: 3M 323 epoxy coating
B: coal tar enamel
D: Denso Protal 7200 epoxy coating
10. Available field for additional information
FF: flat face flanges (as standard, flanges are RF type)
EXT: injection line and drain/vent extended
STE: stem extension



BROEN BALLOMAX® API 6D monogrammed ball valves

Design features:

- Reliable ball valves design fully compliant with API 6D and CSA Z245.15-17 requirements.
- Valve size range: 1" to 36". More sizes available upon request.
- Pressure rating: CLASS 150, CLASS 300, CLASS 600.
- Port size: Full port.

Body options:

- All welded body: no leak paths, preferred for under ground valves.
- Three-piece bolted body: can be repaired as needed, preferred for above ground valves.

Seat features:

- Self-relieving seats (Single Piston Effect).
- Double Piston Effect – DIB feature.
- Seats feature an injection system for lubrication, flushing or emergency sealing (for valves 3" and larger).
- Primary Metal Secondary Soft (PMSS) seats, with HNBR/FKM seal for zero leakage and extended lifespan.

All valves allow Double Block and Bleed according to API 6D.


Key materials:

- Ball: A350 LF2 with ENP coating.
- Stem: AISI 4130 with ENP coating.
- Body: Carbon Steel.

Valve features:

- Temperature range for standard valves: -40°F (-40°C) up to +212°F (+100°C).
- Anti-blow out stem design.
- Stem seal: four level barrier with o-rings and chevron packing, with Injection ports for lubrication, flushing or emergency sealing (for valves 6" and larger).
- Fire safe design.
- Anti-static device.

Valves can be customized with actuators or gear operators.
Standard coating is a non-toxic water based black primer,
user friendly and environmentally safe.
Specialty coatings available and applied in-house.



Full fledged valve solution for your
most demanding applications

API 6D monogrammed ball valves

Unique seat

Valves are generally classified as soft-seated and metal-seated. Soft seats ensure bubble tight sealing performance, but they are constrained in their service range. Metal-seated valves are more expensive, and their sealing performance is limited.

The BROEN engineers designed an advanced Primary Metal Secondary Soft Seat (PMSS) for the BROEN BALLOMAX® valves that provides the best of both worlds:

- The primary metal seat protects the soft seal and ensures fire safe feature.
- The soft seat ensures bubble tight sealing.

Moreover BROEN designed a balance system of springs to load the seats, with a high number of small size springs that ensure uniform performance and reduced torque requirements.

The selection of the soft material (HNBR/FKM) was accurately made together with top quality suppliers to provide a broad temperature range and extra-long lifecycle.

The seats of the BROEN BALLOMAX® API 6D monogrammed ball valves can be either Self-relieving or Double Piston Effect (DPE).

Injection system

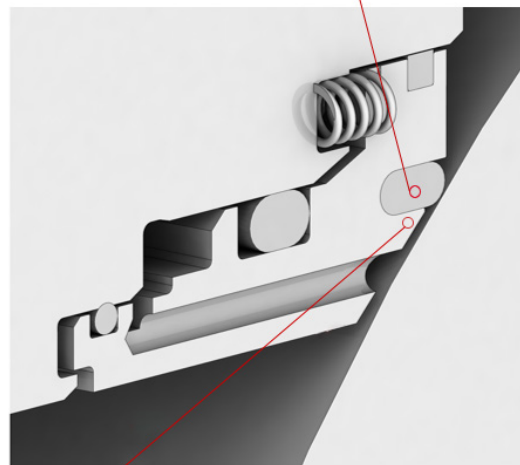
The BROEN BALLOMAX® API 6D Monogrammed valves feature an injection system in the seat area and the stem area that allows to inject:

- Flushing agent, to clean the sealing surfaces
- Lubricant, to reduce the torque required to operate the valve
- Sealant, to stop any leaks that result from a damage to the sealing areas.

The injection ports are equipped with giant button head grease fitting.

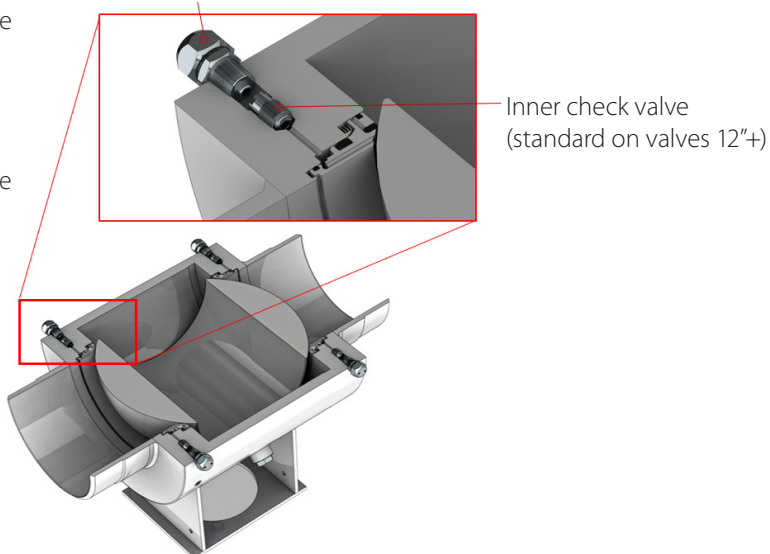
API 6D 25th edition valves have an additional check valve. API 24th edition valves have inner check valves on size 12" and greater.

Secondary soft sealing (HNBR or FKM); ensures class "A" sealing according to ISO 5208



Primary metal sealing: Protects the soft seal ensures class "D" sealing according to ISO 5208 ensures fire safety

Seat injection port with giant button head GREASE fittings (on valves 3"+)



API 6D monogrammed ball valves

Stem design:

The BROEN BALLOMAX® API 6D Monogrammed valves have a four-level stem barrier to prevent any external leaks, with:

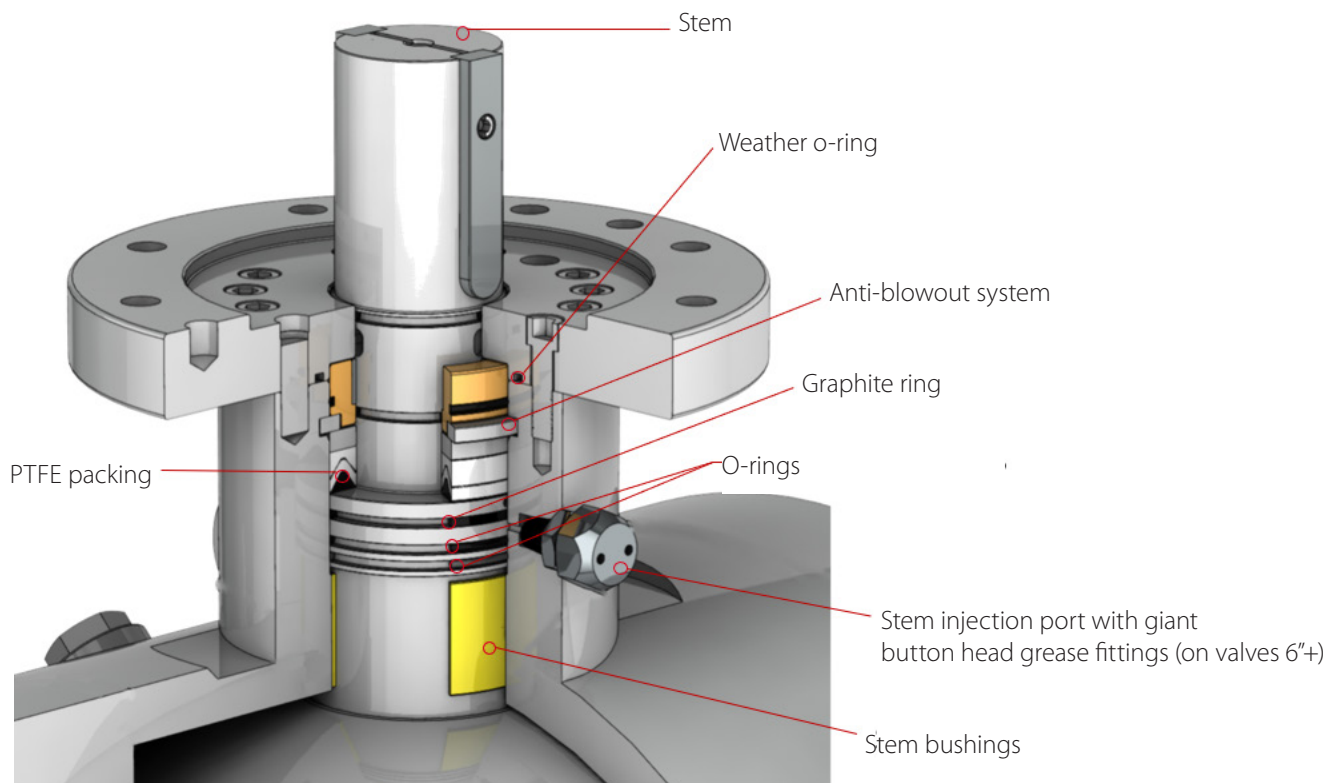
- Three HNBR o-rings
- A PTFE “chevron style” packing

An additional graphite ring provides an additional layer of sealing and it also grants the fire safe protection.

The BROEN valves are designed for maximum safety, thus featuring anti-static devices to protect against static electric discharge.

The anti-blowout stem design prevents the stem to be pushed out by the pressure in the line if the top cover is removed.

For valves 6” and larger the stem features an injection port with giant button-head fitting, for emergency sealing.



API 6D monogrammed ball valves

285 PSI - CLASS 150

WELD x WELD – 285 PSI – CLASS 150					
Size	Catalog number	Port	Length	Wall	Weight
2"	2 BMW 285 BFP TRQ1 14S	1.94	8.50	0.154	24
3"	3 BMW 285 BFP TRQ1 14S	2.94	11.13	0.216	44
4"	4 BMW 285 BFP TRQ1 00S	3.94	12.00	0.237	79
6"	6 BMW 285 BFP TRQ1 00S	5.94	18.00	0.280	256
8"	8 BMW 285 BFP TRQ1 00S	7.94	20.50	0.322	429
10"	10 BMW 285 BFP TRQ1 00S	9.94	22.00	0.365	815
12"	12 BMW 285 BFP TRQ1 00S	11.94	25.00	0.375	1,193
16"	16 BMW 285 BFP TRQ1 00S	15.19	33.00	0.375	2,053
20"	20 BMW 285 BFP TRQ1 00S	19.19	39.00	0.375	3,802
24"	24 BMW 285 BFP TRQ1 00S	23.19	45.00	0.375	6,173
30"	30 BMW 285 BFP TRQ1 00S	29.00	55.00	0.375	11,246
36"	36 BMW 285 BFP TRQ1 00S	34.50	68.00	0.375	17,750

FLANGE x FLANGE – 285 PSI – CLASS 150					
Size	Catalog number	Port	Length	CLASS	Weight
2"	2 BMF 285 BFP TRQ1 14S	1.94	7.00	150	31
3"	3 BMF 285 BFP TRQ1 14S	2.94	8.00	150	53
4"	4 BMF 285 BFP TRQ1 00S	3.94	9.00	150	110
6"	6 BMF 285 BFP TRQ1 00S	5.94	15.50	150	330
8"	8 BMF 285 BFP TRQ1 00S	7.94	18.00	150	551
10"	10 BMF 285 BFP TRQ1 00S	10.00	21.00	150	1,168
12"	12 BMF 285 BFP TRQ1 00S	11.94	24.00	150	1,433
16"	16 BMF 285 BFP TRQ1 00S	15.19	30.00	150	2,645
20"	20 BMF 285 BFP TRQ1 00S	19.19	36.00	150	5,070
24"	24 BMF 285 BFP TRQ1 00S	23.19	42.00	150	8,157
30"	30 BMF 285 BFP TRQ1 00S	29.00	55.00	150	11,687
36"	36 BMF 285 BFP TRQ1 00S	34.50	68.00	150	18,963

740 PSI – CLASS 300

WELD x WELD – 740 PSI – CLASS 300					
Size	Catalog number	Port	Length	Wall	Weight
2"	2 BMW 740 BFP TRQ1 14S	1.94	8.50	0.218	24
3"	3 BMW 740 BFP TRQ1 14S	2.94	11.13	0.281	50
4"	4 BMW 740 BFP TRQ1 00S	3.94	12.00	0.281	79
6"	6 BMW 740 BFP TRQ1 00S	5.94	18.00	0.312	256
8"	8 BMW 740 BFP TRQ1 00S	7.94	20.50	0.344	429
10"	10 BMW 740 BFP TRQ1 00S	9.94	22.00	0.375	815
12"	12 BMW 740 BFP TRQ1 00S	11.94	25.00	0.375	1,193
16"	16 BMW 740 BFP TRQ1 00S	15.19	33.00	0.500	2,068
20"	20 BMW 740 BFP TRQ1 00S	19.19	39.00	0.500	3,802
24"	24 BMW 740 BFP TRQ1 00S	23.19	45.00	0.500	6,173
30"	30 BMW 740 BFP TRQ1 00S	29.00	55.00	0.500	11,246
36"	36 BMW 740 BFP TRQ1 00S	34.50	68.00	0.500	17,750

FLANGE x FLANGE – 740 PSI – CLASS 300					
Size	Catalog number	Port	Length	CLASS	Weight
2"	2 BMF 740 BFP TRQ1 14S	1.94	8.50	300	35
3"	3 BMF 740 BFP TRQ1 14S	2.94	11.13	300	55
4"	4 BMF 740 BFP TRQ1 00S	3.94	12.00	300	121
6"	6 BMF 740 BFP TRQ1 00S	5.94	15.88	300	353
8"	8 BMF 740 BFP TRQ1 00S	7.94	19.75	300	573
10"	10 BMF 740 BFP TRQ1 00S	9.94	22.38	300	1,212
12"	12 BMF 740 BFP TRQ1 00S	11.94	25.50	300	1,543
16"	16 BMF 740 BFP TRQ1 00S	15.19	33.00	300	2,866
20"	20 BMF 740 BFP TRQ1 00S	19.19	39.00	300	5,512
24"	24 BMF 740 BFP TRQ1 00S	23.19	45.00	300	8,818
30"	30 BMF 740 BFP TRQ1 00S	29.00	55.00	300	12,569
36"	36 BMF 740 BFP TRQ1 00S	34.50	68.00	300	20,066

Dimensions listed in inch and pound.

Weld x Flange option available upon request.

Valves 4" and larger are usually sold with horizontal gear or vertical gear. Check Catalog Numbering System.

Information on valve with bolted body available upon request.

Valves with DPE seats available upon request.

API 6D monogrammed ball valves

1480 PSI – CLASS 600

WELD x WELD – 1480 PSI – CLASS 600					
Size	Catalog number	Port	Length	Wall	Weight
1"	1 BMW 1480 BFP Q1 14S ⁽³⁾	0.98	8.50	0.179	6.8
2"	2 BMW 1480 BFP TRQ1 14S	1.94	11.50	0.218	24
3"	3 BMW 1480 BFP TRQ1 14S	2.94	14.00	0.281	53
4"	4 BMW 1480 BFP TRQ1 00S	3.94	17.00	0.281	84
6"	6 BMW 1480 BFP TRQ1 00S	5.94	22.00	0.344	309
8"	8 BMW 1480 BFP TRQ1 00S	7.94	26.00	0.344	452
10"	10 BMW 1480 BFP TRQ1 00S	9.94	31.00	0.375	926
12"	12 BMW 1480 BFP TRQ1 00S	11.94	33.00	0.406	1,276
16"	16 BMW 1480 BFP TRQ1 00S	15.19	39.00	0.562	2,998
20"	20 BMW 1480 BFP TRQ1 00S	19.19	47.00	0.594	4,531
24"	24 BMW 1480 BFP TRQ1 00S	23.19	55.00	0.688	6,885
30"	30 BMW 1480 BFP TRQ1 00S	29.00	65.00	0.750	14,333
36"	36 BMW 1480 BFP TRQ1 00S	34.50	82.00	0.750	24,255

FLANGE x FLANGE – 1480 PSI – CLASS 600					
Size	Catalog number	Port	Length	CLASS	Weight
2"	2 BMF 1480 BFP TRQ1 14S	1.94	11.50	600	40
3"	3 BMF 1480 BFP TRQ1 14S	2.94	14.00	600	73
4"	4 BMF 1480 BFP TRQ1 00S	3.94	17.00	600	176
6"	6 BMF 1480 BFP TRQ1 00S	5.94	22.00	600	419
8"	8 BMF 1480 BFP TRQ1 00S	7.94	26.00	600	728
10"	10 BMF 1480 BFP TRQ1 00S	9.94	31.00	600	1,400
12"	12 BMF 1480 BFP TRQ1 00S	11.94	33.00	600	1,764
16"	16 BMF 1480 BFP TRQ1 00S	15.94	39.00	600	3,307
20"	20 BMF 1480 BFP TRQ1 00S	19.19	47.00	600	5,825
24"	24 BMF 1480 BFP TRQ1 00S	23.19	55.00	600	9,260
30"	30 BMF 1480 BFP TRQ1 00S	29.00	65.00	600	15,656
36"	36 BMF 1480 BFP TRQ1 00S	34.50	82.00	600	27,563

SOCKET WELD ENDS – 1480 PSI – CLASS 600				
Size	Catalog number	Port	Length	Weight
3/4" ⁽¹⁾	3/4 BMSW 1480 BFP Q1 01S ⁽³⁾	0.75	7.48	3.5
1" ⁽¹⁾	1BMSW 1480 BFP Q1 01S ⁽³⁾	0.98	8.50	7.7
1" ⁽²⁾	1BMSW 1480 BFP Q1 14S ⁽³⁾	0.98	8.50	8.5
1 1/4"	5/4 BMSW 1480 BFP Q1 14S ⁽³⁾	1.22	9.02	20.3

(1) with lever

(2) w/2" square nut

(3) this valve design is floating type, not trunnion mounted.

Dimensions listed in inch and pound.

Weld x Flange option available upon request.

Valves with DPE seats available upon request.

Information on valve with bolted body available upon request.

Valves 4" and larger are usually sold with horizontal gear or vertical gear. Check Catalog Numbering System.

Standard Trunnion ball valves

BROEN BALLOMAX® Standard Trunnion Valves

Design features:

- Valve size range: 4" to 24".
- Pressure rating: CLASS 150, CLASS 300.
- Port size: Full port.
- Anti-blow out stem design.
- Carbon filled PTFE seats for zero leakage.
- Maintenance-free design.
- Redundant stem sealing to minimize risk of stem leaks.
- Valves can be customized for valve automation or gear operators.
- All valves allow Double Block and Bleed according to API 6D.
- Anti-static device.

Each valve features a unique serial number permanently stamped on the nameplate, allowing for full traceability.

All valves are hydrostatically tested per API-6D: shell test and seat test. Additional low-pressure air test is performed to ensure tight sealing performance. Additional testing is available at Customer's request. Test certificates are available for each valve.

Valves body is all welded, with no path for potential leak when compared to threaded body valves. Valve body is from forged pipes, with no risk of porosity and defects when compared to cast steel.

Standard coating is a non-toxic water based black primer, user friendly and environmentally safe. Special coatings available and applied in-house.

Key materials:

- Ball: A350 LF2 with ENP coating.
- Stem: AISI 4130 with ENP coating.
- Body: Carbon Steel.



The most cost-effective valve for large size pipelines.
Maintenance-free.

Standard Trunnion ball valves

285 PSI - CLASS 150

WELD x WELD - 285 PSI - CLASS 150					
Size	Catalog number	Port	Length	Wall	Weight
4"	4 BMW 285 BFP TRSB 00S	3.98	12.00	0.280	67
6"	6 BMW 285 BFP TRSB 00S	5.98	18.00	0.312	179
8"	8 BMW 285 BFP TRSB 00S	7.93	20.51	0.344	287
10"	10 BMW 285 BFP TRSB 00S	9.96	22.00	0.375	518
12"	12 BMW 285 BFP TRSB 00S	11.97	25.00	0.375	904
16"	16 BMW 285 BFP TRSB 00S	15.20	33.00	0.375	1,971
20"	20 BMW 285 BFP TRSB 00S	19.21	39.00	0.500	3,530
24"	24 BMW 285 BFP TRSB 00S	23.27	45.00	0.500	5,644

FLANGE x FLANGE - 285 PSI - CLASS 150					
Size	Catalog number	Port	Length	CLASS	Weight
4"	4 BMF 285 BFP TRSB 00S	3.98	9.00	150	74
6"	6 BMF 285 BFP TRSB 00S	5.98	15.50	150	200
8"	8 BMF 285 BFP TRSB 00S	7.93	18.00	150	327
10"	10 BMF 285 BFP TRSB 00S	9.96	21.00	150	578
12"	12 BMF 285 BFP TRSB 00S	11.97	24.00	150	979
16"	16 BMF 285 BFP TRSB 00S	15.20	30.00	150	2,130
20"	20 BMF 285 BFP TRSB 00S	19.21	36.00	150	3,748
24"	24 BMF 285 BFP TRSB 00S	23.27	42.00	150	6,041

740 PSI - CLASS 300

WELD x WELD - 740 PSI - CLASS 300					
Size	Catalog number	Port	Length	Wall	Weight
4"	4 BMW 740 BFP TRSB 00S	3.98	12.00	0.280	67
6"	6 BMW 740 BFP TRSB 00S	5.98	18.00	0.312	179
8"	8 BMW 740 BFP TRSB 00S	7.93	20.51	0.344	287
10"	10 BMW 740 BFP TRSB 00S	9.96	22.00	0.375	518
12"	12 BMW 740 BFP TRSB 00S	11.97	25.00	0.375	904
16"	16 BMW 740 BFP TRSB 00S	15.20	33.00	0.375	1,971
20"	20 BMW 740 BFP TRSB 00S	19.21	39.00	0.500	3,530
24"	24 BMW 740 BFP TRSB 00S	23.27	45.00	0.500	5,644

FLANGE x FLANGE - 740 PSI - CLASS 300					
Size	Catalog number	Port	Length	CLASS	Weight
4"	4 BMF 740 BFP TRSB 00S	3.98	12.00	300	127
6"	6 BMF 740 BFP TRSB 00S	5.98	15.87	300	250
8"	8 BMF 740 BFP TRSB 00S	7.93	19.76	300	386
10"	10 BMF 740 BFP TRSB 00S	9.96	22.36	300	684
12"	12 BMF 740 BFP TRSB 00S	11.97	25.50	300	1,138
16"	16 BMF 740 BFP TRSB 00S	15.20	33.00	300	2,380
20"	20 BMF 740 BFP TRSB 00S	19.21	39.00	300	4,112
24"	24 BMF 740 BFP TRSB 00S	23.27	45.00	300	6,592

Dimensions listed in inch and pound.

Weld x Flange option available upon request.

Valves 4" and larger are usually sold with horizontal gear or vertical gear. Check Catalog Numbering System.

Our ultimate natural gas ball valve - The latest addition to our BROEN BALLOMAX® product offering: **TRQ2 series**

Design features:


- Rated for -45C.
- Compliant to NACE MR0175/ISO 15156.
- API 6D monogrammed.
- ASME B16.34, therefore meeting the requirements of ASME B31.12 – Hydrogen Piping and Pipelines, IP-4.1.1 Valves.
- CSA Z245.
- Fire safe per API 6FA/ISO 10497

Technical highlights:

- Trunnion mounted design.
- Standard sizes: 2" to 24"; ANSI 150, 300, 600. Additional sizes available upon request.
- ASTM A350 LF2 body.
- ASTM A350 LF2 + 3mil ENP ball.
- AISI 4130 + ENP stem.
- Primary Metal Secondary Soft (PMSS) seats with FKM rings, for no leakage and 100% reliability.
- Redundant stem sealing for total safety.
- All end connections available.

This valve meets the requirements of Annex M of API 6D for Specification Level for Hydrogen 1 (SLH1). Moreover, it has been successfully tested in-house simulating pure Hydrogen service. This makes us confident that it can be safely used for Hydrogen blends up to 20-30%.

Please consider also the BROEN BALLOMAX® Polyethylene ball valves for your natural gas needs.



Valve modifications
(pups, stem extensions,
valve automation,
specialty coatings)
are available in-house

BROEN
BALLOMAX®


Designed to last

In-house valve modifications

At BROEN we offer a wide variety of in-house valve modifications to provide our Customers with virtually endless solutions.

- Valves with special length
- Valves with welded pups
- Special and standard coatings
- Gearboxes
- Valve automation
- Stem extensions
- Drafting capabilities and 3D models available (SolidWorks)

Stem Extensions and Extended Pups



Specialty coatings



Valve automation





Our values

We achieve our goals by doing what we say we will do. Our strong values are the foundation for our business and join us together as one company across borders, time zones and continents.

We know that proven valve technology is something we must earn. To us quality is not just a key to market access – it goes far beyond that. It is the foundation of our house. We focus our approach and strive to continuously improve our customer offerings. Ever since BROEN was established our passion for valve technology has been a major part of our core competences.

Our brand is our promise.

Be an entrepreneur. We explore and make dreams happen. We adapt, innovate and focus on our Customers' requirements and give them back so much more than they expect.

Take ownership. We are responsible for achieving our own commitments. Proactive, accountable and empowered to perform.

Go for excellence. We are passionate, self-critical and persistent in every-thing we do. We challenge the status quo, push boundaries and think outside the box. And we deliver results.

Share and learn. We learn from each other by being professional and open-minded. We get better every day. We are not afraid of failure. In fact, we embrace it as a valuable stop on the route to success.

Act with integrity. We lead by example, act transparently and speak up. We are professional at all times and in everything we do.

Our brand is our promise

BROEN
VALVE TECHNOLOGIES

BROEN VALVE TECHNOLOGIES

BROEN is a leading international manufacturer of valve technology and we operate on three continents across the world with key markets in Europe, China and USA.

For more than 75 years BROEN has been the global leader in the development and production of valve technology for the control of water, air and gas. BROEN delivers complete solutions for HVAC building installations and is a leading supplier of district energy valves and valve technology for natural gas.

We know application and valve technology in depth and in close dialogue with our customers and partners all over the world we create value and reliability with proven valves offering full quality assurance.

Read more at: www.broen.us

Sales- and productions sites ●

BROEN A/S, Assens (DK)
BROEN POLAND, Dzierżonów (PL)
BROEN POLAND, Rogoźno (PL)
BROEN INC., Houston (US)
BROEN Clorius, Dzierżonów (PL)

Sales companies and offices ○

BROEN Assens (DK)
BROEN Helsinki (FI)
BROEN AB (SE)
BROEN SEI, Bucharest (RO)
BROEN Beijing (CN)
BROEN Clorius, Shanghai (CN)



BROEN INC.

6421 Lozano Drive, Houston, TX 77041 USA

+1 713.300.0480 | info@BROEN.com | www.BROEN.us